

Ashland EARTHMOVERS

TRACTOR DRAWBARS

*Tractor Drawbars for Ashland Industries
Direct-Mounted Earthmovers*

*Revised
July 22, 2009*

filename: Drawbar Pricebook 07-2009.pmd

Ashland Industries Inc.
1115 Rail Drive
P.O. Box 717
Ashland, WI. 54806
Ph: 877-634-4622 *Toll Free*
Ph: 715-682-4622
Fx: 715-682-9717
www.ashlandind.com



Tractor Drawbars

Tractor Drawbars for Ashland Industries Direct-Mounted Earthmovers

| | |
|-------------------------------------|----------------|
| <i>Allis Chalmers (AGCO)</i> | <i>Page 3</i> |
| <i>Bell</i> | <i>Page 3</i> |
| <i>Bueller - Versatile</i> | <i>Page 4</i> |
| <i>Case</i> | <i>Page 5</i> |
| <i>Case International</i> | <i>Page 6</i> |
| <i>Case I.H. Steiger</i> | <i>Page 7</i> |
| <i>Catepillar</i> | <i>Page 8</i> |
| <i>Fendt</i> | <i>Page 9</i> |
| <i>Ford - New Holland</i> | <i>Page 10</i> |
| <i>John Deere</i> | <i>Page 11</i> |
| <i>Komatsu</i> | <i>Page 12</i> |
| <i>Kubota</i> | <i>Page 12</i> |
| <i>Massey Ferguson</i> | <i>Page 13</i> |
| <i>Oliver</i> | <i>Page 14</i> |
| <i>Rome Tractor</i> | <i>Page 15</i> |
| <i>Steiger (prior to Case I.H.)</i> | <i>Page 16</i> |
| <i>White</i> | <i>Page 17</i> |
| <i>Woods & Copeland / Rome</i> | <i>Page 18</i> |
| <i>Versatile</i> | <i>Page 19</i> |
| <i>Volvo</i> | <i>Page 19</i> |

Prices & Specifications are subject to change without advanced notice.
All prices are in U.S. Dollars, F.O.B. Ashland, Wisconsin.
Drawbars will only receive current Parts Level Discounts.

ALLIS CHALMERS & BELL

Tractor Drawbars for Ashland Industries Direct-Mounted Earthmovers

Replaces standard tractor Drawbars with heavy-duty earthmover Drawbars to receive the 3-way adjustable yoke style hitch. Some Drawbars will also come included with modified hanger brackets. These Drawbars will range from a two ear to a four ear horizontal 1-1/2" pinning configuration. Contact your local tractor dealer to fully understand the tractors warranty while pulling direct-mount earthmovers.

ALLIS CHALMERS "AGCO"

| Ashland Part No. | Applications | Weight | Price |
|------------------|---|--------|----------|
| DB-C525 | Model 440 | 275 | \$706.00 |
| DB-C543 | Models 7000, 7010, 200 | 105 | \$435.00 |
| DB-C540 | Models 7040, 7060, 7080, 7580, 8010, 8030, 8050 | 145 | \$488.00 |
| DB-C961 | Model 8550, 8775, 8785 | 200 | \$694.00 |
| DB-1060802 | Models 9630, 9650, 9670, 9690, 9635, 9655, 9675, 9695 | 85 | \$547.00 |
| DB-1062794-01 | Models 9765, 9775, 9785 | 114 | \$618.00 |
| DB-1004 | Model DT-160 | 118 | \$420.00 |
| DB-1003 | Models: DT-180, DT-200, DT-225 | 120 | \$425.00 |
| DB-788 | Drawbar Adapter, Converts back to Std. Double lip hitch | 80 | \$429.00 |
| DB-788A | Drawbar Adapter complete with 2" drawpin & Pin Keeper | 89 | \$665.00 |

BELL

| Ashland Part No. | Applications | Weight | Price |
|------------------|---|--------|------------------|
| DB-1067250 | (4) Ear Drawbar for models 4206D & 4206DT | | CALL FOR PRICING |

Prices & Specifications are subject to change without advanced notice.
All prices are in U.S. Dollars, F.O.B. Ashland, Wisconsin.
Drawbars will only receive current Parts Level Discounts.

Bueller Versatile

Tractor Drawbars for Ashland Industries Direct-Mounted Earthmovers

Replaces standard tractor Drawbars with heavy-duty earthmover Drawbars to receive the 3-way adjustable yoke style hitch. Some Drawbars will also come included with modified hanger brackets. These Drawbars will range from a two ear to a four ear horizontal 1-1/2" pinning configuration. Contact your local tractor dealer to fully understand the tractors warranty while pulling direct-mount earthmovers.

Bueller

| Ashland Part No. | Model Number | Weight | List Price |
|------------------|--|--------|------------|
| DB-1060765 | 2210, 2180, 2160, 2145 "same as Genesis Serise MFWD" | 141 | \$571.00 |
| DB-1007 | 2240 2290, 2335, 2375, 2360, 2425, (Drawbar & Hanger only) Ford, New Holland Versatile Models: 9480, 9680, 9880,9482 9484, 9682, 9684 (with or without 3-pt) | 615 | \$2,794.00 |

Special Note: Bueller recommends for high demand use to purchase a scraper ready tractor from authorized Buhler dealer

Older Versatile tractors can be found within the **Versatile** Category.

Prices & Specifications are subject to change without advanced notice.
All prices are in U.S. Dollars, F.O.B. Ashland, Wisconsin.
Drawbars will only receive current Parts Level Discounts.

Tractor Drawbars for Ashland Industries Direct-Mounted Earthmovers

Replaces standard tractor Drawbars with heavy-duty earthmover Drawbars to receive the 3-way adjustable yoke style hitch. Some Drawbars will also come included with modified hanger brackets. These Drawbars will range from a two ear to a four ear horizontal 1-1/2" pinning configuration. Contact your local tractor dealer to fully understand the tractors warranty while pulling direct-mount earthmovers.

CASE

| Ashland Part No. | Model Number | Weight | List Price |
|-------------------------|---|---------------|-------------------|
| DB-C465 | Models 930, 1030, 1070, 1090 | 115 | \$465.00 |
| DB-C516 | Model 1270 - Drawbar Adapter | 95 | \$394.00 |
| DB-C522 | Models 1370, 1570, 2390, 2590 | 190 | \$824.00 |
| DB-C518 | Models 1470, 2470, 2670, 4490, 4690 | 95 | \$565.00 |
| DB-1044193 | Model 3294 | 130 | \$353.00 |
| DB-D464 | Models 2870, 4890, 4894 | 100 | \$582.00 |
| DB-1041810 | Model 4994 | 481 | \$1,176.00 |
| DB-1020758 | Models 2090, 2290, 2294 | 140 | \$553.00 |
| DB-1051793 | Models 2390, 2394, 2590, 2594, 3296, 3394, 3594 | 100 | \$300.00 |
| DB-788 | Drawbar Adapter, Converts back to Std. Double lip hitch | 80 | \$429.00 |
| DB-788A | Drawbar Adapter complete with 2" drawpin & Pin Keeper | 89 | \$665.00 |

Also see: Case IH, Case IH Steiger

Prices & Specifications are subject to change without advanced notice.
 All prices are in U.S. Dollars, F.O.B. Ashland, Wisconsin.
 Drawbars will only receive current Parts Level Discounts.

CASE - INTERNATIONAL

Tractor Drawbars for Ashland Industries Direct-Mounted Earthmovers

Replaces standard tractor Drawbars with heavy-duty earthmover Drawbars to receive the 3-way adjustable yoke style hitch. Some Drawbars will also come included with modified hanger brackets. These Drawbars will range from a two ear to a four ear horizontal 1-1/2" pinning configuration. Contact your local tractor dealer to fully understand the tractors warranty while pulling direct-mount earthmovers.

CASE - INTERNATIONAL

| Ashland Part No. | Application | Weight | Price |
|--|--|--------|---------------------|
| DB-C175 | Models 806, 826, 856, 966, 1026 | 75 | \$306.00 |
| DB-C176 | Models 1206, 1256, 1456 | 135 | \$394.00 |
| DB-C537 | Models 1066, 1466, 1468, 1566, 1568 | 130 | \$394.00 |
| DB-C784 | Models 886, 986, 1086, 1486, 1586 | 125 | \$400.00 |
| DB-C523 | Model 4166 | 105 | \$529.00 |
| DB-D475 | Models 4366, 4386, 4566, 4568, 4586, 4786 | 275 | \$788.00 |
| DB-986 | Models 3388, 3588, 3788 | 130 | \$429.00 |
| DB-1026129 | Models 5088, 5288, 5488, 7110, 7120, 7130, 7140, 7150, 8650, 8900, 8940, 8950. | 117 | \$518.00 |
| DB-1060801 | Models 5120, 5130, 5140, 5220, 5230, 5240, 5250 | 85 | \$547.00 |
| DB-1062179-01 | Magnum Series, two ear drawbar. (except for France, Germany, Italy) 180, 200, 210, 220, 230, 240, 255, 270, 275 & 285 | 115 | \$518.00 |
| DB-600117 | Magnum Series, four ear drawbar. Applicable to all countries (Note: North American std. version cat. 3 drawbar. (uses 35mm belly-pin)) | | |
| Magnum Models 180, 190, 200, 210, 215, 220, 225, 230, 240, 245, 250, 255, 270, 275, 280, 285, 305, 310 & 335 | | | \$ to be determined |
| DB-600116 | Magnum Series, North America with Heavy Duty optional category 4 drawbar, (uses 44mm belly-pin) Magnum MX-Series 180, 190, 210, 215, 245, 275, 305, 335 (only available in North America) | | \$ to be determined |
| DB-1062294-01 | Models: MX150, MX170 | 112 | \$410.00 |
| DB-1062323-01 | Models: MX 100, MX 110, MX120, MX135 | 88 | \$380.00 |
| DB-1065710 | (2) Ear DB for models MXM165, MXM175, MXM140 | | CALL FOR PRICING |
| DB-1066305 | Models: 9270, 9280, 9290, 9370, 9380, 9390 w/o 3-pt hitch (S/N JCB0003600 - JE0027095) | | CALL FOR PRICING |
| DB-1066327 | (2) Ear DB for models MXM110, 120, 130, 140, 155 | | CALL FOR PRICING |
| DB-1067390 | (4) Ear DB for STX375 & STX500 w/1100 x 44 x 46 Tires only | | CALL FOR PRICING |

Prices & Specifications are subject to change without advanced notice.

All prices are in U.S. Dollars, F.O.B. Ashland, Wisconsin.
Drawbars will only receive current Parts Level Discounts.

Tractor Drawbars for Ashland Industries Direct-Mounted Earthmovers

Replaces standard tractor Drawbars with heavy-duty earthmover Drawbars to receive the 3-way adjustable yoke style hitch. Some Drawbars will also come included with modified hanger brackets. These Drawbars will range from a two ear to a four ear horizontal 1-1/2" pinning configuration. Contact your local tractor dealer to fully understand the tractors warranty while pulling direct-mount earthmovers.

STEIGER-CASE I-H

| Ashland Part No. | Application | Weight | Price |
|------------------|--|----------------|------------|
| DB-1058879 | Model 9110, 9130 | 960 | \$2,024.00 |
| DB-1058907 | Model 9150, 9250 w/o 3-pt. Hitch | Use DB-1060610 | |
| DB-1029322 | Model 9170, 9180 S/N 17900650 to JCB 003599 DB Kit w/o 3-pt. | 1045 | \$1,947.00 |
| DB-1061733 | Models 9250, 9350 w/o 3-pt. S/N JCB0028400 & Higher | 830 | \$2,341.00 |
| DB-1060610 | Models 9150 - 9380 w/Adjustable Drawbar and 3-pt. (except on 9350) (Short 2-Ear Stub for 1.75" tractor pin) | 128 | \$965.00 |
| DB-1060489 | Models 9171, 9180, 9270, 9280, S/N JCB 3600 - JCB 0027095 DB Kit w/o 3-pt. Hitch | 675 | \$1,900.00 |
| DB-1060499 | Models 9270, 9280 w/o 3-pt. "Ears Up Only" S/N JCB0027096 TO JEE0069307 Recommended w/38" tires and smaller | 820 | \$2,124.00 |
| DB-1060771 | Models 9270, 9280, 9370, 9380 w/o 3-pt. "Ears Down Only" S/N JCB 0027096 to JEE0069307 Recommended w/42" tires and larger | 870 | \$2,359.00 |
| DB-1060885 | Models 9270, 9280, 9370, 9380, 9390 w/o 3-pt. "Ears Down Only" after S/N JEE0069307 | 870 | \$2,259.00 |
| DB-1060795 | Models 9370, 9380 "Quad Trac" w/o 3-pt. Hitch | 874 | \$2,229.00 |
| DB-1061734 | Models 9370, 9380 Quad-Trac w/3 pt. Hitch | 550 | \$1,612.00 |
| DB-1061733 | Models 9250, 9350 w/o 3-pt. S/N JCB0028400 up | 830 | \$2,341.00 |
| DB-1061739 | Model STX 325, 375, 425, 440, 450, 500 Wheel Quad Tractors | 1084 | \$2,824.00 |
| DB-1068739 | Models STX 335, 385, 435, 485, 535 New Style Short | | \$3,600.00 |
| DB-1068579 | Models STX 335 Swing plate out Belly pin | | \$???? |
| DB-1064220 | Models STX 375, 440 DB kit | | |
| DB-1066410 | Models 9270, 9280, 9290, 9370, 9380 - S/N JEE0069308 & up | | |
| DB-123339 | "Stubby" Std Drawbar for Receiver Hitch 2" thick x 5" wide, Tube Type (Not Recommended for long term application) | | \$371.00 |
| DB-123339-01 | "Stubby" Std Drawbar for Receiver Hitch 2" thick x 5" wide, Tube Type Hitch, strapping plate support, bushings and bolts for s.n. JEE 0099502 and above | | \$706.00 |
| DB-1009 | "Stubby" Std Drawbar for Receiver Hitch 2" thick x 5" wide, 2 Ear Type | | \$741.00 |
| DB-123342 | "Stubby" H.D. DB for Receiver Hitch 2.25" thick x 6" wide, Tube Type Hitch only | | \$400.00 |
| DB-123342-01 | "Stubby" H.D. DB for Receiver Hitch 2.25" thick x 6" wide, Tube Type Hitch, strapping plate support, bushings and bolts | | \$640.00 |
| DB-1010 | "Stubby" H.D. Drawbar for Receiver Hitch 2.25" thick x 6" wide, 2 Ear Type Hitch, strapping plate support, bushings and bolts | | \$788.00 |
| DB-788 | Drawbar Adapter, Converts back to Std. Double lip hitch | 80 | \$429.00 |
| DB-788A | Drawbar Adapter complete with 2" drawpin & Pin Keeper | 89 | \$665.00 |

Also see: Steiger Tractors page (prior to Case IH purchase)

CATEPILLAR

Tractor Drawbars for Ashland Industries Direct-Mounted Earthmovers

Replaces standard tractor Drawbars with heavy-duty earthmover Drawbars to receive the 3-way adjustable yoke style hitch. Some Drawbars will also come included with modified hanger brackets. These Drawbars will range from a two ear to a four ear horizontal 1-1/2" pinning configuration. Contact your local tractor dealer to fully understand the tractors warranty while pulling direct-mount earthmovers.

CATEPILLAR

| Ashland Part No. | Application | Approx. Weight | Price |
|------------------|--|----------------|------------|
| DB-C534 | Models D5 & D6 Drawbar Adapter | 100 | \$541.00 |
| DB-C625 | Model D5SA | 115 | \$588.00 |
| DB-C541 | Model D6SA | 115 | \$559.00 |
| DB-C542 | Model D7SA | 135 | \$553.00 |
| DB-1033113 | Model D-6C/D | 496 | \$1,182.00 |
| DB-1054856 | Adapter Kit Challenger 65, 70, 75, 85 Bolts to Back Challenger (Ears mounted to hanger, No Drawbar) | 150 | \$671.00 |
| DB-1060808 | DB Kit - Challenger w/o 3-pt.. Challenger 65, 70, 75, 85, 95 | 425 | \$2,171.00 |
| DB-1060704 | DB Kit Challenger w/3-pt. Challenger 65, 70, 75, 85, 95 (uses Cat Hanger) PTO will not work with this DB when installed. Ears limit access to PTO. | 310 | \$1,812.00 |
| DB-1060765 | Models Challenger 35, 45, 55 | 141 | \$571.00 |
| DB-788 | Drawbar Adapter, Converts back to Std. Double lip hitch | 80 | \$429.00 |
| DB-788A | Drawbar Adapter complete with 2" drawpin & Pin Keeper | 89 | \$665.00 |

AGCO Challenger Tractors

**** Internal Note **** Challenger is introducing a C-Series tractor that might require changes to the drawbar, 4-29-09 is in contact with AGCO to determine changes.

| | | | |
|---------------|---|-----|------------|
| DB-1062794-01 | Models: MT-645, MT-655, MT-665 (2) Ear, Drawbar only | 113 | \$618.00 |
| DB-1066329 | Models: MT-735, MT-745, MT-755, MT-765, (2) Ear, Drawbar only | 122 | \$524.00 |
| DB-1066330 | Models: MT-835, MT-845, MT-855, MT-865 MT-875, Ag Version Tractor model. Includes: one (4) Each drawbar and a modified hanger bracket. | 670 | \$2,588.00 |
| | (This drawbar requires the factory support hanger to be removed and replaced with the provided hange with this drawbar) | | |
| DB-1015 | Models: MT-835, MT-845, MT-855, MT-865, MT-875 (4) Ear drawbar, Special Application Tractor, Drawbar only, Use factory hanger support | 275 | \$1,565.00 |
| DB-1016 | Models: MT-900-series Articulated Tractor Special Application Tractor, Drawbar only, Use factory hanger support | 390 | \$1,788.00 |

Prices & Specifications are subject to change without advanced notice.

All prices are in U.S. Dollars, F.O.B. Ashland, Wisconsin.
Drawbars will only receive current Parts Level Discounts.

Tractor Drawbars for Ashland Industries Direct-Mounted Earthmovers

Replaces standard tractor Drawbars with heavy-duty earthmover Drawbars to receive the 3-way adjustable yoke style hitch. Some Drawbars will also come included with modified hanger brackets. These Drawbars will range from a two ear to a four ear horizontal 1-1/2" pinning configuration. Contact your local tractor dealer to fully understand the tractors warranty while pulling direct-mount earthmovers.

FENDTAGCO

| Ashland Part No. | Tractor Model Number | Weight | List Price |
|-------------------------|---|---------------|-------------------|
| DB-1002 | 918, 920, 924, 926 | 128 | \$420.00 |
| DB-788 | Drawbar Adapter, Converts back to Std. Double lip hitch | 80 | \$429.00 |
| DB-788A | Drawbar Adapter complete with 2" drawpin & Pin Keeper | 89 | \$665.00 |

Prices & Specifications are subject to change without advanced notice.
All prices are in U.S. Dollars, F.O.B. Ashland, Wisconsin.
Drawbars will only receive current Parts Level Discounts.

FORD - New Holland

Tractor Drawbars for Ashland Industries Direct-Mounted Earthmovers

Replaces standard tractor Drawbars with heavy-duty earthmover Drawbars to receive the 3-way adjustable yoke style hitch. Some Drawbars will also come included with modified hanger brackets. These Drawbars will range from a two ear to a four ear horizontal 1-1/2" pinning configuration. Contact your local tractor dealer to fully understand the tractors warranty while pulling direct-mount earthmovers.

FORD-New Holland

| Ashland Part No. | Application | Approx. Weight | Price |
|------------------|---|----------------|---------------------|
| DB-1020455 | Models 5000, 8000, 8600, 9000, 9600, 9700, TW5-35, TW20, TW30, 7610, 7710 | 95 | \$424.00 |
| DB-1060831 | Models 8160, 8260, 8360, 8560 | 60 | \$341.00 |
| DB-1060765 | "Genesis" Series 70 w/3-pt, Models 8670, 8770, 8870, 8970 | 141 | \$571.00 |
| DB-600117 | T8000-series, four ear drawbar. Applicable to all countries (Note: North American std. version cat. 3 drawbar. (uses 35mm belly-pin)) T8010, T8020, T8030, T8040, T8050 | | \$ to be determined |
| DB-600116 | T8000 series North America with Heavy Duty optional category 4 drawbar, (uses 44mm belly-pin) similar to Case Magnum Series (only available in North America) Need to confirm with CNH about the HD cat 4 for NH. confirmed Case tractor, failed to ask about NH. | | |
| DB-1062179-01 | Models TG-210, TG-230, TG-255, TG-285 | 115 | \$518.00 |
| DB-1007 | Buhler 2240 2290, 2335, 2375, 2360, 2425, (Drawbar & Hanger only) Ford, New Holland Versatile Models: 9480, 9680, 9880, 9482 9484, 9682, 9684 (with or without 3-pt) | 615 | \$2,794.00 |
| DB-1066327 | Model: TM110, TM120, TM130, TM140, TM155 | | \$510.00 |
| DB-1061739 | Model TJ-Series, 375, 425, 450, 500 Tractors | 1084 | \$2,824.00 |
| DB-788 | Drawbar Adapter, Converts back to Std. Double lip hitch | 80 | \$429.00 |
| DB-788A | Drawbar Adapter complete with 2" drawpin & Pin Keeper | 89 | \$665.00 |
| DB-1065710 | (2) Ear DB for Models TM165, TM175, TM190 | | CALL FOR PRICING |

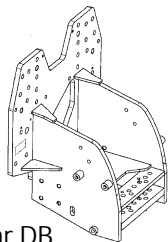
Prices & Specifications are subject to change without advanced notice.
All prices are in U.S. Dollars, F.O.B. Ashland, Wisconsin.
Drawbars will only receive current Parts Level Discounts.

Tractor Drawbars for Ashland Industries Direct-Mounted Earthmovers

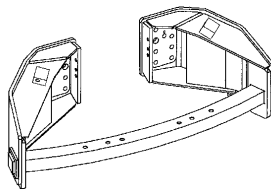
Replaces standard tractor Drawbars with heavy-duty earthmover Drawbars to receive the 3-way adjustable yoke style hitch. Some Drawbars will also come included with modified hanger brackets. These Drawbars will range from a two ear to a four ear horizontal 1-1/2" pinning configuration. Contact your local tractor dealer to fully understand the tractors warranty while pulling direct-mount earthmovers.

| Ashland Part No. | Application | Approx. Weight | Price |
|-------------------|--|----------------|------------------|
| DB-C172-6 | Models 700, 4520, 4620, (Long) 4630, 5010, 5020, 6030, 7020, 7520 Mounted Hyd. Pump | 130 | \$476.00 |
| DB-C172-10 | Models 8430, 8440, 8450, 8630, 40-Series, 50-Series | 150 | \$676.00 |
| DB-C172 | Models 700, 4520, 4620, 4630, 5010, 5020, 6030, 7020, 7520 | 140 | \$441.00 |
| DB-D473 | Models 4040, 4240, 4440, 4450, 4455 | 85 | \$324.00 |
| DB-C907 | Models 4560, 4640, 4650, 4755, 4760, 4840, 4850, 4955, 4960 | 177 | \$565.00 |
| DB-1023381 | Models 2840, 2940 | 50 | \$259.00 |
| DB-1023382 | Models 2020, 2240, 2440, 2640 | 50 | \$247.00 |
| DB-1027555 | Model 8850 | 260 | \$1,594.00 |
| DB-1058801 | Models 8560, 8760, 8960, 8570, 8870, 8970, 9100, 9120, 9200, 9220, 9300, 9320, 9400, 9420, 9520 (Ag Types) | 356 | \$1,405.00 |
| Not Available yet | 9520 (Scraper Type) Equip with HD Drawbar Support, Front Axle Support & Gudgeon (HD Center Hinge support) 16" shorter than Ag tractors. | | |
| DB-1061132 | Models 5200, 5300, 5400, 5500 | 70 | \$359.00 |
| DB-1060836 | DB Weldment for 6000 Series, 6100, 6110, 6200, 6210, 6300, 6310, 6400, 6405, 6410, 6500, 6510, 6605 w/3-pt. Hitch | 69 | \$294.00 |
| DB-1060702 | DB Weldment for 7000 Series, 7200, 7210, 7220, 7400, 7410, 7420, 7600, 7700, 7800 w/3-pt. Hitch | 90 | \$524.00 |
| DB-1060767-01 | DB Weldment for 8000 Series w/3-pt. Thru S/N 009999, Models 8100, 8200, 8300 ONLY. | 162 | \$694.00 |
| DB-1060649-01 | DB Weldment for 8400 Series w/3-pt. Thru S/N 009999 Model 8400 ONLY. (1-1/4" Belly Pin) | 165 | \$765.00 |
| DB-1060649-02 | DB Weldment for 8000 Series w/3-pt. At S/N 010000 & up. Models 8100, 8200, 8300, 8400, 8300T, 8400T, 8110, 8210, 8310, 8410, 8120, 8220, 8320, 8320, 8420, 8430, (uses 33mm belly pin) | 165 | \$753.00 |
| DB-1005 | DB Weldment for 8520, 8530 (uses 38mm belly pin) | 250 | \$1,506.00 |
| DB-1060847 | DB Adapter Kit for "IND. JD DOZER" 450G, 455G, 550G, 555G, 650G w/JD T112606 DB | 53 | \$271.00 |
| DB-1061742 | DB Adapter Kit for "IND. JD DOZER" 750C / 850C with 90mm Clevis & 45mm Pin | 60 | \$371.00 |
| DB-788 | Drawbar Adapter, Converts back to Std. Double lip hitch | 80 | \$429.00 |
| DB-788A | Drawbar Adapter complete with 2" drawpin & Pin Keeper | 89 | \$665.00 |
| DB-1064265 | (4) Ear DB for 9000 srs models (4WD) w/reg. Ag DB support (supersedes 1058801) | | CALL FOR PRICING |
| DB-1065740 | DB Weldment, 9300T, 9400T, 9320T, 9420T, 9520T, Tractor has double plated hanger as shown below | | \$1,829.00 |
| DB-1065740-01 | DB Weldment, 9300T, 9400T, 9320T, 9420T, 9520T, with wide swing hanger support as shown below | 815 | \$2,259.00 |

Std Double plated rigid Hanger use DB-1065740



Wide Swing Support use DB-1065740-01



| | | | |
|------------|---|----|------------------|
| DB-1066600 | (4) Ear DB (short) for 9020 srs (4WD) Scraper Tractor w/Hi-Flo on models 9320, 9420, 9520 | | CALL FOR PRICING |
| DB-1067348 | (2) Ear DB for 7920 | | CALL FOR PRICING |
| DB-C171 | For Models 3020, 4000, 4010, 4020, 4030, 4230, 4235, 4255, 4320, 4325, 4430, 4435 | 75 | \$253.00 |

KOMATSU & KUBOTA

Tractor Drawbars for Ashland Industries Direct-Mounted Earthmovers

Replaces standard tractor Drawbars with heavy-duty earthmover Drawbars to receive the 3-way adjustable yoke style hitch. Some Drawbars will also come included with modified hanger brackets. These Drawbars will range from a two ear to a four ear horizontal 1-1/2" pinning configuration. Contact your local tractor dealer to fully understand the tractors warranty while pulling direct-mount earthmovers.

| Ashland Part No. | Application | | Weight | Price |
|-------------------------|---|----------------|---------------|--------------|
| | | KOMATSU | | |
| DB-1045559 | Model D53A | | 325 | \$1,135.00 |
| DB-1044563 | Model D85 | | 366 | \$1,924.00 |
| | | KUBOTA | | |
| DB-1048097 | Model M7500 | | 38 | \$165.00 |
| DB-788 | Drawbar Adapter, Converts back to Std. Double lip hitch | | 80 | \$429.00 |
| DB-788A | Drawbar Adapter complete with 2" drawpin & Pin Keeper | | 89 | \$665.00 |

Prices & Specifications are subject to change without advanced notice.
All prices are in U.S. Dollars, F.O.B. Ashland, Wisconsin.
Drawbars will only receive current Parts Level Discounts.

Tractor Drawbars for Ashland Industries Direct-Mounted Earthmovers

Replaces standard tractor Drawbars with heavy-duty earthmover Drawbars to receive the 3-way adjustable yoke style hitch. Some Drawbars will also come included with modified hanger brackets. These Drawbars will range from a two ear to a four ear horizontal 1-1/2" pinning configuration. Contact your local tractor dealer to fully understand the tractors warranty while pulling direct-mount earthmovers.

MASSEY FERGUSON

| Ashland Part No. | Application | Weight | Price |
|-------------------------|---|------------------|--------------|
| DB-C173 | Models 1100, 1105, 1130, 1135, 1150, 1155 w/o Pressure Control | 95 | \$271.00 |
| DB-C173-501 | Models 1100, 1105, 1130, 1135, 1150, 1155 Western | 95 | \$288.00 |
| DB-C174 | Models 1100, 1105, 1130, 1135, 1150, 1155 w/ Pressure Control | 95 | \$394.00 |
| DB-B240 | Models 1500, 1800 - Drawbar Adapter | 65 | \$171.00 |
| DB-D525 | Models 1505, 1805 - Drawbar Adapter | 60 | \$488.00 |
| DB-1060642 | DB Weldment Models 2640, 3505 | 78 | \$506.00 |
| DB-D524 | Models 2805, 2705, 2715 | 110 | \$300.00 |
| DB-1020583 | Models 4840, 4880, 4900, 5200 w/o 3-pt. Hitch | 110 | \$749.00 |
| DB-1021774 | Models 4840, 4880, 4900, 5200 w/3-pt. Hitch | 235 | \$776.00 |
| DB-1062794-01 | Models 8260, 8270, 8280 | 113 | \$618.00 |
| DB-788 | Drawbar Adapter, Converts back to Std. Double lip hitch | 80 | \$429.00 |
| DB-788A | Drawbar Adapter complete with 2" drawpin & Pin Keeper | 89 | \$665.00 |
| DB-1067295 | (2) Ear DB for 8220, 8240, 8245, 8250 | CALL FOR PRICING | |

Prices & Specifications are subject to change without advanced notice.
All prices are in U.S. Dollars, F.O.B. Ashland, Wisconsin.
Drawbars will only receive current Parts Level Discounts.

OLIVER

Tractor Drawbars for Ashland Industries Direct-Mounted Earthmovers

Replaces standard tractor Drawbars with heavy-duty earthmover Drawbars to receive the 3-way adjustable yoke style hitch. Some Drawbars will also come included with modified hanger brackets. These Drawbars will range from a two ear to a four ear horizontal 1-1/2" pinning configuration. Contact your local tractor dealer to fully understand the tractors warranty while pulling direct-mount earthmovers.

OLIVER

| Ashland Part No. | Application | Weight | Price |
|------------------|---|--------|----------|
| DB-C195 | Models 1850, 2050, 2150 | 105 | \$265.00 |
| DB-788 | Drawbar Adapter, Converts back to Std. Double lip hitch | 80 | \$429.00 |
| DB-788A | Drawbar Adapter complete with 2" drawpin & Pin Keeper | 89 | \$665.00 |

Prices & Specifications are subject to change without advanced notice.
All prices are in U.S. Dollars, F.O.B. Ashland, Wisconsin.
Drawbars will only receive current Parts Level Discounts.

ROME TRACTOR

Tractor Drawbars for Ashland Industries Direct-Mounted Earthmovers

Replaces standard tractor Drawbars with heavy-duty earthmover Drawbars to receive the 3-way adjustable yoke style hitch. Some Drawbars will also come included with modified hanger brackets. These Drawbars will range from a two ear to a four ear horizontal 1-1/2" pinning configuration. Contact your local tractor dealer to fully understand the tractors warranty while pulling direct-mount earthmovers.

ROME TRACTORS

| Ashland Part No. | Application | Weight | Price |
|-------------------------|---|---------------|--------------|
| DB-C914 | Model 220 | 270 | \$476.00 |
| DB-C602 | Model 320, 1975 Only | 315 | \$906.00 |
| DB-C603 | Models 320, 1976 -, 375, 450, 475, 600 | 315 | \$865.00 |
| DB-788 | Drawbar Adapter, Converts back to Std. Double lip hitch | 80 | \$429.00 |
| DB-788A | Drawbar Adapter complete with 2" drawpin & Pin Keeper | 89 | \$665.00 |


Prices & Specifications are subject to change without advanced notice.
All prices are in U.S. Dollars, F.O.B. Ashland, Wisconsin.
Drawbars will only receive current Parts Level Discounts.

STEIGER

(Also see Case IH - Steiger)

Tractor Drawbars for Ashland Industries Direct-Mounted Earthmovers

Replaces standard tractor Drawbars with heavy-duty earthmover Drawbars to receive the 3-way adjustable yoke style hitch. Some Drawbars will also come included with modified hanger brackets. These Drawbars will range from a two ear to a four ear horizontal 1-1/2" pinning configuration. Contact your local tractor dealer to fully understand the tractors warranty while pulling direct-mount earthmovers.

| Ashland Part No. | Application | STEIGER (Prior to Case IH) | Approx. Weight | Price |
|------------------|---|----------------------------|----------------|------------|
| DB-C525 | Model Wildcat (210) | | 275 | \$706.00 |
| DB-1020671 | Series 2 & 3, Bare Back, Models 103 ST 220 Bearcat, ST 250 Cougar, ST 270 Cougar, ST 251 Cougar, ST 310 Panther, ST 320 Panther, ST 325 Panther 104ST, 105ST, 106ST, 107ST, 108ST, 123ST | | 1170 | \$2,082.00 |
| DB-1024402 | Series 2 & 3 (ST only), with 3 Point Hitch Weldment, Bearcat ST(Series 3 Only), Cougar (2&3-ST), Panther (2&3-ST) Tigar (2&3 ST) | | 590 | \$1,853.00 |
| |  | | | |
| DB-D494 | Model Tiger 450 - Drawbar Adapter | | 80 | \$376.00 |
| DB-1029322 | Models 1325, 1360, 1400 | | 827 | \$1,947.00 |
| DB-1024405 | Series 3, Models 140 PT 350 Panther, 141 PT 225 Bearcat, 142 PT 250 Cougar, 143 PT 270 Cougar, 148 PTA 296 Panther, 149 PTA 297 Panther, 150 PTA 350 Panther, KM 280 series 4, Ford FW30, FW40, FW60 Fits Industrial Tractor - Less Fifth Wheel | | 315 | \$1,759.00 |
| DB-1045796 | Model 1000 w/3-pt. Hitch w. adj. Drawbar & 3pt hitch | | 800 | \$1,694.00 |
| DB-1028573 | Industrial Model w/ Fifth Wheel | | 439 | \$1,306.00 |
| DB-788 | Drawbar Adapter, Converts back to Std. Double lip hitch | | 80 | \$429.00 |
| DB-788A | Drawbar Adapter complete with 2" drawpin & Pin Keeper | | 89 | \$665.00 |

Prices & Specifications are subject to change without advanced notice.
All prices are in U.S. Dollars, F.O.B. Ashland, Wisconsin.
Drawbars will only receive current Parts Level Discounts.

Tractor Drawbars for Ashland Industries Direct-Mounted Earthmovers

Replaces standard tractor Drawbars with heavy-duty earthmover Drawbars to receive the 3-way adjustable yoke style hitch. Some Drawbars will also come included with modified hanger brackets. These Drawbars will range from a two ear to a four ear horizontal 1-1/2" pinning configuration. Contact your local tractor dealer to fully understand the tractors warranty while pulling direct-mount earthmovers.

| | | WHITE | | |
|-------------------------|---|--------------|------------------|--------------|
| Ashland Part No. | Application | | Weight | Price |
| DB-1047467 | Models 2-180, 4-180 | | | \$215.00 |
| DB-1021787 | Models 2-135, 2-155 | | 140 | \$295.00 |
| DB-1028410 | Model 4-150 | | 150 | \$480.00 |
| DB-1062794-01 | Model 8610, 8710, 8810 | | 112 | \$618.00 |
| DB-1067295 | (2) Ear Drawbar for models 8310, 8410, 8510 | | CALL FOR PRICING | |
| DB-788 | Drawbar Adapter, Converts back to Std. Double lip hitch | | 80 | \$429.00 |
| DB-788A | Drawbar Adapter complete with 2" drawpin & Pin Keeper | | 89 | \$665.00 |

Prices & Specifications are subject to change without advanced notice.
 All prices are in U.S. Dollars, F.O.B. Ashland, Wisconsin.
 Drawbars will only receive current Parts Level Discounts.

WOODS & COPELAND / ROME

Tractor Drawbars for Ashland Industries Direct-Mounted Earthmovers

Replaces standard tractor Drawbars with heavy-duty earthmover Drawbars to receive the 3-way adjustable yoke style hitch. Some Drawbars will also come included with modified hanger brackets. These Drawbars will range from a two ear to a four ear horizontal 1-1/2" pinning configuration.

WOODS & COPELAND / ROME

| Ashland Part No. | Application | Weight | Price |
|-------------------------|---|---------------|--------------|
| DB-C914 | Model 220 | 270 | \$476.00 |
| DB-C602 | Model 320 | 315 | \$906.00 |
| DB-C603 | Models 450, 475 | 315 | \$865.00 |
| DB-788 | Drawbar Adapter, Converts back to Std. Double lip hitch | 80 | \$429.00 |
| DB-788A | Drawbar Adapter complete with 2" drawpin & Pin Keeper | 89 | \$665.00 |

Prices & Specifications are subject to change without advanced notice.
All prices are in U.S. Dollars, F.O.B. Ashland, Wisconsin.
Drawbars will only receive current Parts Level Discounts.

VERSATILE

Tractor Drawbars for Ashland Industries Direct-Mounted Earthmovers

Replaces standard tractor Drawbars with heavy-duty earthmover Drawbars to receive the 3-way adjustable yoke style hitch. Some Drawbars will also come included with modified hanger brackets. These Drawbars will range from a two ear to a four ear horizontal 1-1/2" pinning configuration. Contact your local tractor dealer to fully understand the tractors warranty while pulling direct-mount earthmovers.

VERSATILE

| Ashland Part No. | Tractor Model Number | Weight | List Price |
|-------------------------|--|---------------|-------------------|
| DB-1031074 | Model 1150 | 827 | \$1,994.00 |
| DB-D523 | Models 875, 900, 950, 895, 800 Series 2 (1-1/2" Belly Pin) | 242 | \$759.00 |
| DB-C544 | Models 700, 850, 835 | 220 | \$553.00 |
| DB-1041952 | Model 955 | 547 | \$1,929.00 |
| DB-1041947 | Model 955 w/3-pt. Hitch | 481 | \$865.00 |
| DB-1048698 | Models 836, 846, 856, 876 (1-1/4" Belly Pin) | 218 | \$594.00 |
| DB-1048914 | Models 936, 946, 956, 976 (2" belly Pin) | 672 | \$1,382.00 |
| DB-1060768 | "Versatile" Series 80 w/ or w/o 3-pt. Models 9480, 9680, 9880 9482, 9682, 9484, 9684 tractors | 639 | \$1,788.00 |
| DB-788 | Drawbar Adapter, Converts back to Std. Double lip hitch | 80 | \$429.00 |
| DB-788A | Drawbar Adapter complete with 2" drawpin & Pin Keeper | 89 | \$665.00 |

Also See Bueller Versatile and/or Ford New Holland pages

Prices & Specifications are subject to change without advanced notice.
All prices are in U.S. Dollars, F.O.B. Ashland, Wisconsin.
Drawbars will only receive current Parts Level Discounts.

VOLVO

New Heavy Duty "Quick Hitch" makes connecting & Disconnecting the I-180TS2 to the Volvo T450D effortless. Once the hitch is installed on the hauler there are no pins to align and no tools needed to connect or disconnect the I-180Ts2.

The four ear configuration provides plenty of support for the hitch pin, the heavy duty latch and lock pin provide all the security

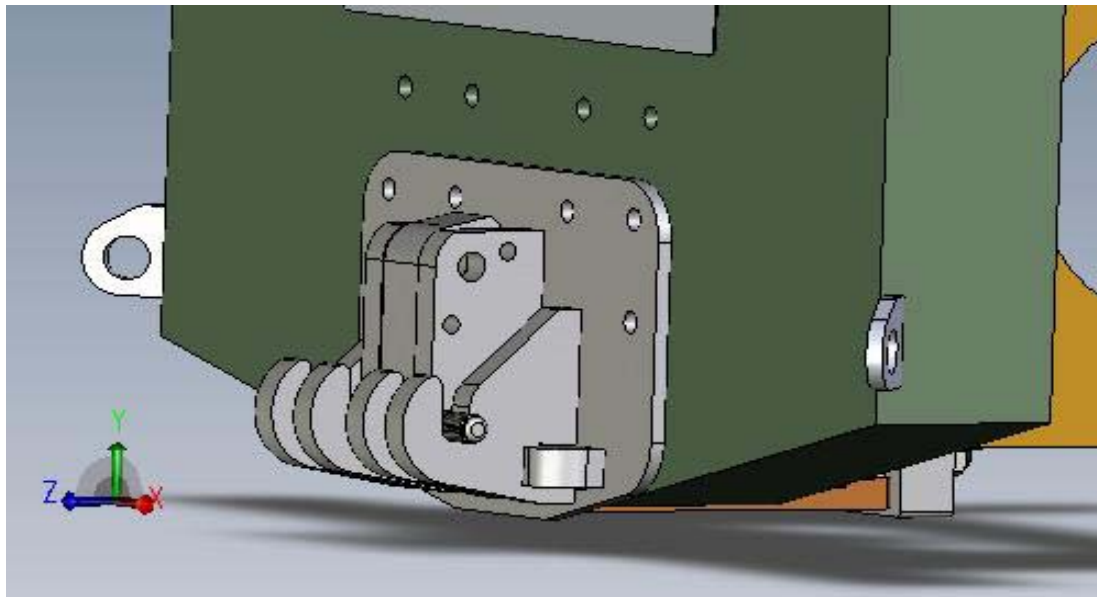
to keep the scraper connected even in the toughest applications.

The New "Quick Hitch" is available through Ashland Industries Parts Department for those T450D's already in your Fleets.

Also available through the Volvo Sales Order Team when ordering a new T450D and Ashland I-180TS2.

VOLVO

| Ashland Part No. | Tractor Model Number | Weight | List Price |
|------------------|---|--------|------------|
| DB-1021 | Quick Hitch Drawbar for T450D Generation This drawbar uses both the back mounting bracket and bellypin | 400 | \$4,730.00 |



Prices & Specifications are subject to change without advanced notice.
All prices are in U.S. Dollars, F.O.B. Ashland, Wisconsin.
Drawbars will only receive current Parts Level Discounts.